

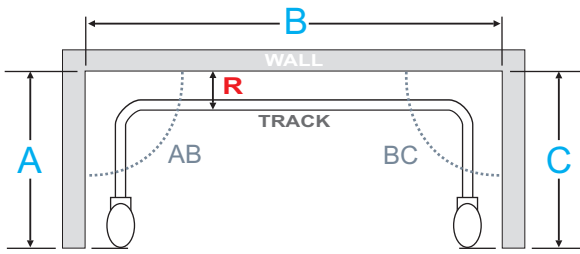
Bent Drapery Track Measurement Form

The following dimensions are shown from the top view of the track and show various wall designs.

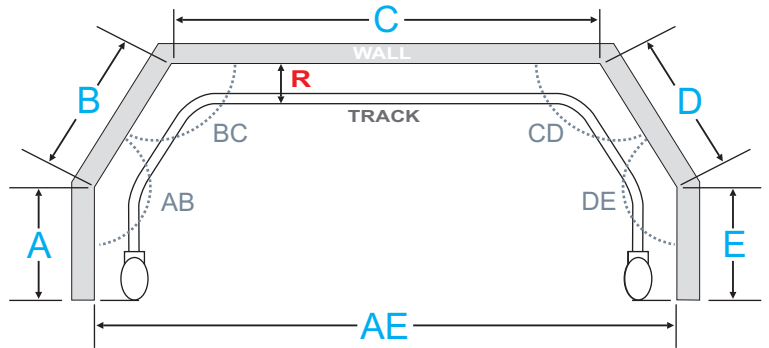
1. Choose the design that best fits your room setup.
2. Provide all of the proper wall measurements and degrees of all angles.
3. Provide the Return measurement "R" (distance from wall to front of draper track as shown) and submit to Somfy.

NOTE: When fabricating your drapery, please add 1.5" to your return

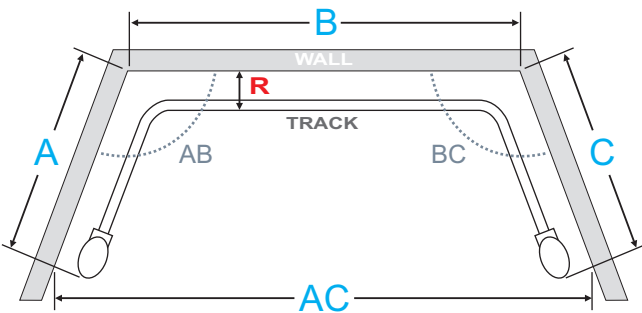
STYLE 1 MEASUREMENT



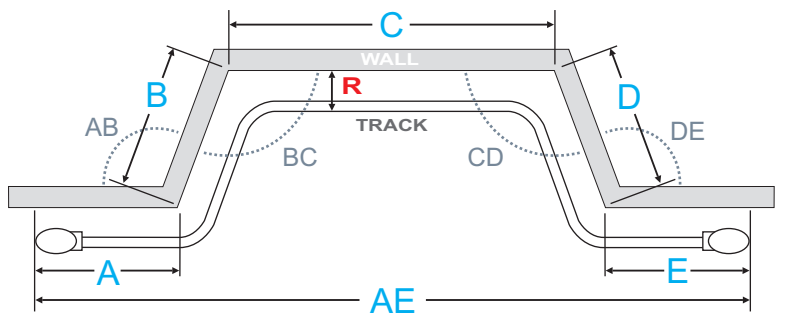
STYLE 2 MEASUREMENT



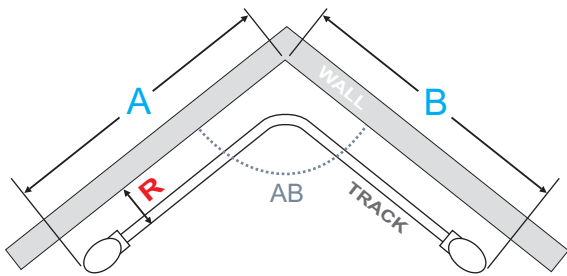
STYLE 3 MEASUREMENT



STYLE 4 MEASUREMENT



STYLE 5 MEASUREMENT



TRACK 1

Style	Degree of Bend
A	AB
B	BC
C	CD
D	DE
E	
AC	"R" Dimension
AE	

TRACK 2

Style	Degree of Bend
A	AB
B	BC
C	CD
D	DE
E	
AC	"R" Dimension
AE	